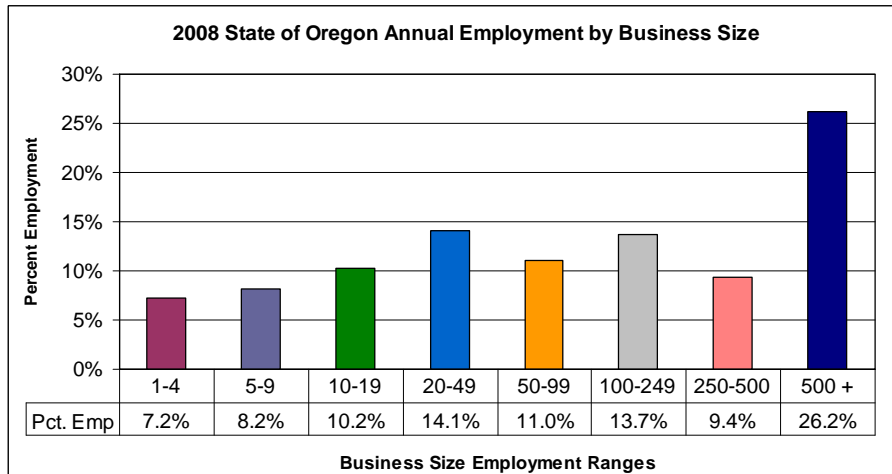
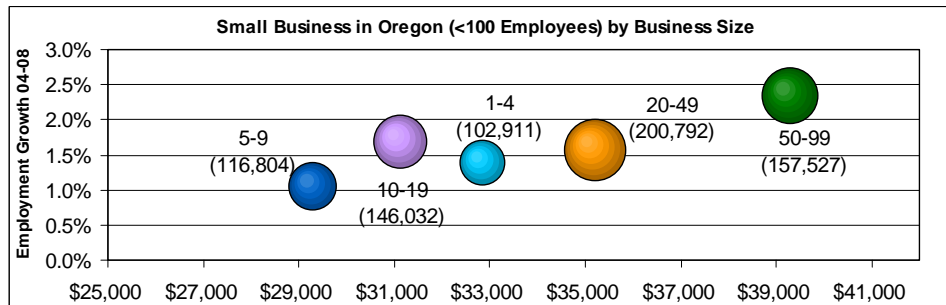


SMALL BUSINESS IN OREGON*

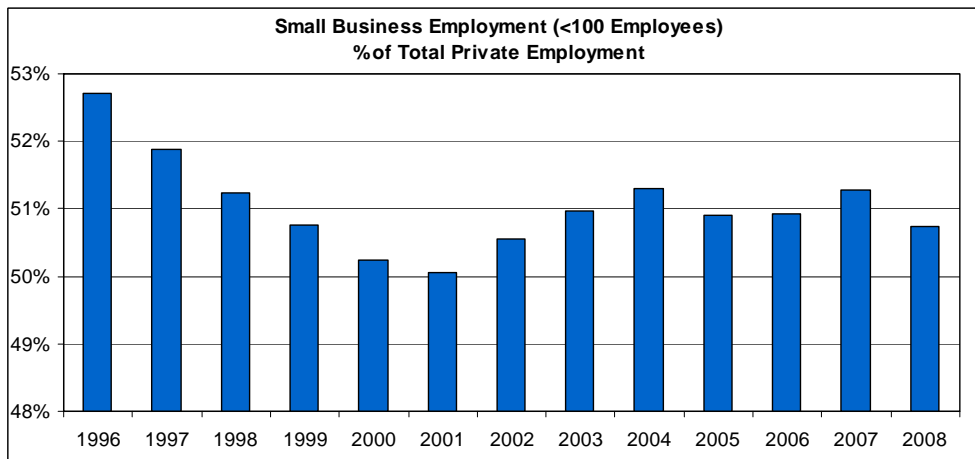
- Small businesses (<100 employees) account for 51% of private sector employees (1,426,839) in Oregon.
- Of the approximately 107,802 employer firms in Oregon, 98% are small businesses.



- Small business average wages (\$33,977) are lower than the state average wage (approximately \$39,912) and the large business average wage (approximately \$45,814).
- The 20-49 employee size class provides the largest number of small business jobs (200,792).
- Employment growth was the slowest in the 5-9 employee size class.



- Growth in the small business share of private employment decreased in 2008 after an increase in 2007.



*Data does not include non-employer firms.

Source: Oregon Employment Department, (www.qualityinfo.org)

Prepared: March 2009, OECD, Innovation and Economic Strategies Division